

## Bean Bag Scramble

Divide the class into two teams and tell them to go on opposite sides of the gym.

Place an odd number of bean bags (at least two per child) on the centre line (spread out to avoid collisions). At each end of the gym place a box or bin (as their goal).

On "go" the first child runs to the centre, picks up a bean bag (only one at a time allowed) and takes it back to put in their team's box. Once the bean bag is in the box, the next child now runs and picks up a bean bag. Once all the bean bags are in goals the children count how many they have. The team with the most bean bags wins.

You can make the game more challenging by telling the children that they have to toss it & catch it all the way back to their goal or have them skip, slide, etc.

Balls may be used to develop skills such as dribbling, or passing (each child would have a partner). Repeat to give the other team a chance to win.

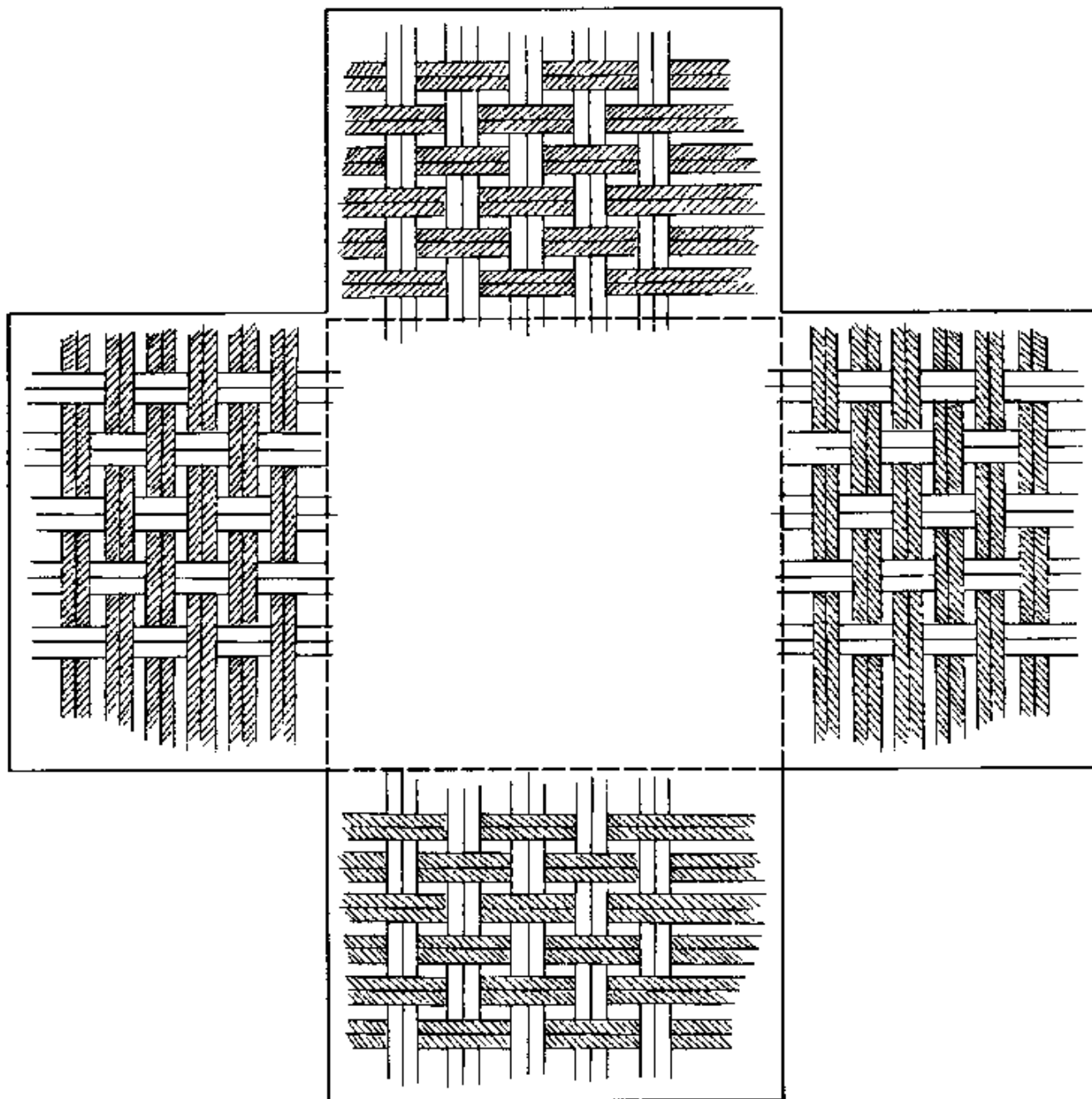


# Jesus Blesses Little Children





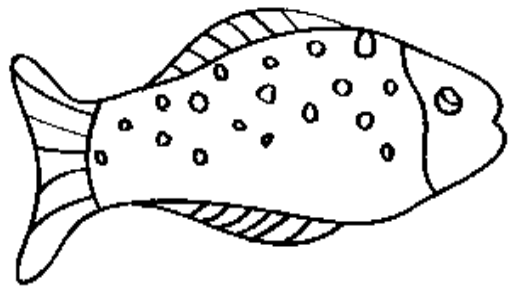
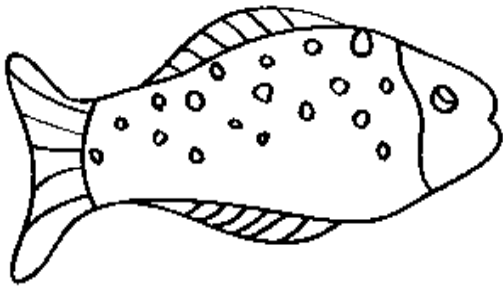




# Basket Template



## Loaves and Fishes Template



Name\_\_\_\_\_

Date\_\_\_\_\_



## Showing Love for Others - Storyboard

1	2	3
4	5	6



Before I formed you  
in the womb, *I knew you.*  
Before you were born,  
*I set you apart.*  
Jeremiah 1:5

## Hymn – O the Word of My Lord

### *Chorus*

O the word of my Lord  
Deep within my being.  
Oh the word of my Lord,  
You have filled my mind.

### *Chorus*

Before I formed you in the womb  
I knew you through and through,  
I chose you to be mine.  
Before you left your mother's side,  
I called to you, my child,  
to be my sign.

### *Chorus*

I know that you are very young,  
But I will make you strong,  
I'll fill you with my word;  
And you will travel through the land,  
Fulfilling my command  
Which you have heard.

### *Chorus*

And everywhere you are to go,  
My hand will follow you;  
You will not be alone.  
In all the danger that you fear  
You'll find me very near,  
Your words my own.

### *Chorus*



# How to Make Bird Seed

**Important note:**

**Not suitable for children with nut allergies.**

**Adult assistance required.**


**You will need:**

- Mixing bowl
- Yoghurt cartons
- String
- Scissors
- Knife
- Spoon
- Lard
- Raisins
- Bird Seed (bird seed without nuts is available)



1. Carefully make a hole in the bottom of a yoghurt pot. Thread string through the hole and tie a knot in the inside. Leave enough string so that you can tie the pot to a tree or your bird table.
2. Allow the lard to warm up at room temperature. Then cut it into small pieces and put it in a mixing bowl.
3. Add the other ingredients and mix them together with your fingertips until the fat holds it all together.
4. Spoon the mixture into the yoghurt pots and press the mixture down gently.
5. Put the filled yoghurt pots into the fridge to set.
6. Hang your bird cakes from trees or your bird table and watch for birds.

## Flower Friend







# Hail Mary



Hail \_\_\_\_\_, full \_\_\_\_\_ grace,  
The Lord is \_\_\_\_\_ you,  
Blessed art Thou amongst \_\_\_\_\_,  
And blessed \_\_\_\_\_ the fruit of Thy  
womb, Jesus.  
\_\_\_\_\_ Mary, Mother of God,  
\_\_\_\_\_ for us sinners,  
Now and at the \_\_\_\_\_ of our death.  
\_\_\_\_\_.



**Choose from these words:**

Pray, of, hour, with, is, Holy,  
women, Mary, Amen