



On Easter Sunday Jesus



Jesus and the Miraculous Catch of Fish

Afterward Jesus appeared again to his disciples, by the Sea of Galilee. It happened this way: Simon Peter, Thomas, Nathanael from Cana in Galilee, the sons of Zebedee, and two other disciples were together. "I'm going out to fish," Simon Peter told them, and they said, "We'll go with you." So, they went out and got into the boat, but that night they caught nothing.

Early in the morning, Jesus stood on the shore, but the disciples did not realise that it was Jesus. He called out to them, "Friends, haven't you any fish?"



"No," they answered. He said, "Throw your net on the right side of the boat and you will find some." When they did, they were unable to haul the net in because of the large number of fish.

Then the disciple whom Jesus loved said to Peter, "It is the Lord!" As soon as Simon Peter heard him say, "It is the Lord," he wrapped his outer garment around him (for he had taken it off) and jumped into the water. The other disciples followed in the boat, towing the net full of fish, for they were not far from shore, about a hundred yards. When they landed, they saw a fire of burning coals there with fish on it, and some bread.

Jesus said to them, "Bring some of the fish you have just caught." So, Simon Peter climbed back into the boat and dragged the net ashore. It was full of large fish, 153, but even with so many the net was not torn. Jesus said to them, "Come and have breakfast." None of the disciples dared ask him, "Who are you?" They knew it was the Lord. Jesus came, took the bread and gave it to them, and did the same with the fish. This was now the third time Jesus appeared to his disciples after he was raised from the dead.





Jesus told the disciples to throw the net out on the right side of the boat and





Thomas did not believe it was Jesus until he could



Bring Flowers of the Rarest

Bring flowers of the rarest, bring blossoms the fairest,
From garden and woodland and hillside and dale;
Our full hearts are swelling our glad voices telling
The praise of the loveliest flower of the vale.

O Mary we crown thee with blossoms today,
Queen of the Angels and Queen of the May,
O Mary we crown thee with blossoms today,
Queen of the Angels and Queen of the May.





Bring Flowers of the Rarest



Name: _____

Primary 2






Bring flowers of the rarest, bring blossoms the fairest.





From garden and woodland and hillside and dale.






Our full hearts are swelling our glad voices telling.





The praise of the loveliest flower of the vale.





O Mary, we crown thee with blossoms today,
Queen of the Angels and Queen of the May.





O Mary, we crown thee with blossoms today,
Queen of the Angels and Queen of the May.



'Hail Mary' Sequencing task

Holy Mary, Mother of God, pray for
us sinners,

Amen.

and blessed is the fruit of thy
womb, Jesus.

Hail Mary full of grace, the Lord is
with thee;

now and at the hour of our death,

Blessed art though amongst women,



Flowers for May Altar



You will need:



- Flower template printed on cardboard
- Pink and white tissue paper
- Scissors
- Glue

Instructions:


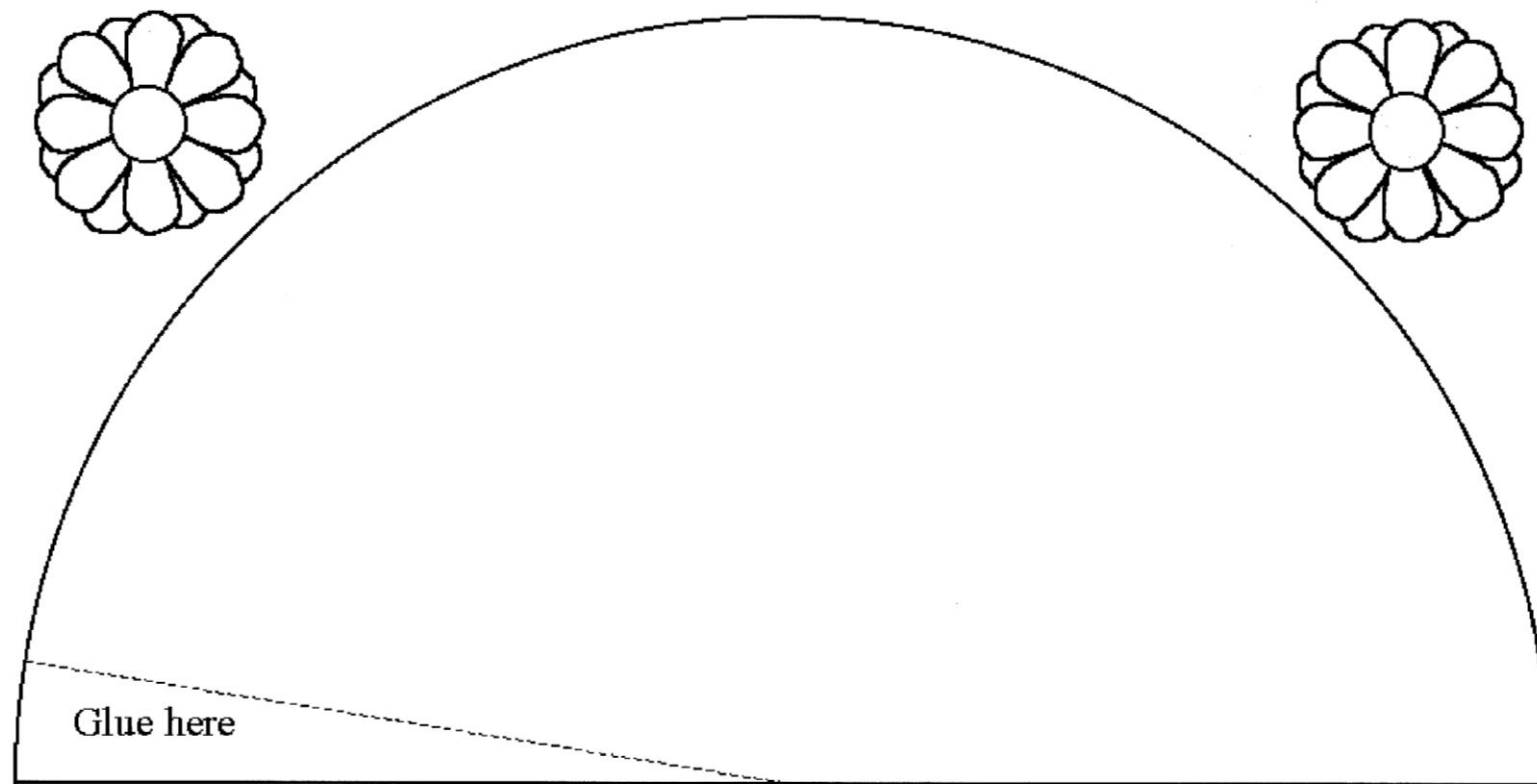
1. Cut out the templates.
2. Cut the tissue paper into small pieces.
3. Glue the cut tissue paper onto the cardboard templates.



Flower Templates



Template for Basket



May Procession Basket

You will need:

- Template printed on cardboard
- Art materials
- Glue
- Scissors
- Ribbon

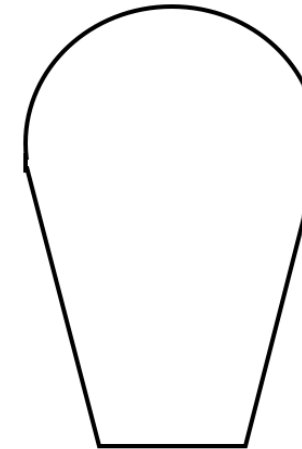
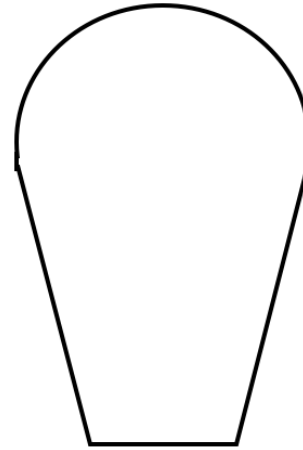
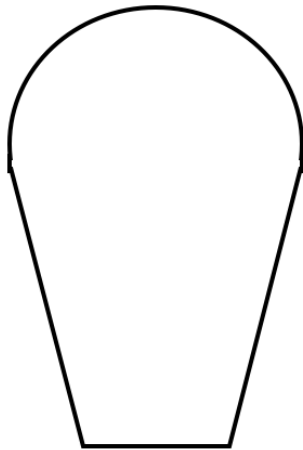
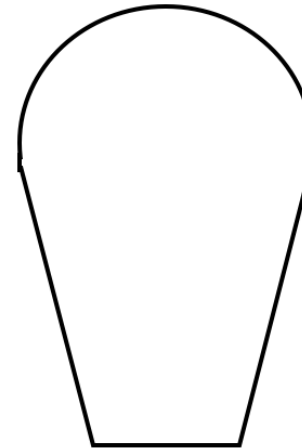
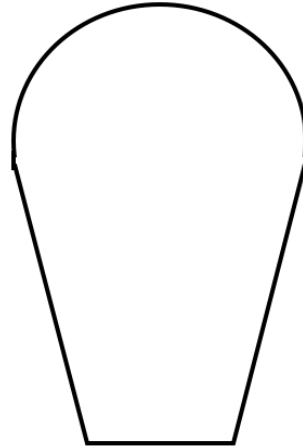
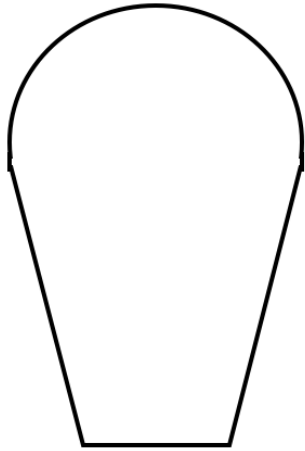


Instructions:

1. Colour each piece.
2. Cut out each piece.
3. Glue the semi-circle to make a cone.
4. Attach handles made from ribbon or paper.
5. Glue on the flowers to the outside of the basket.



Petal Templates



The Annunciation - Luke 1: 26 - 38

In the sixth month of Elizabeth's pregnancy, God sent the Angel Gabriel to Nazareth, a town in Galilee, to a virgin pledged to be married to a man named Joseph, a descendant of David. The virgin's name was Mary. The Angel went to her and said, "Greetings, you who are highly favoured! The Lord is with you."

Mary was greatly troubled at his words and wondered what kind of greeting this might be. But the Angel said to her, "Do not be afraid, Mary; you have found favour with God. You will conceive and give birth to a son, and you are to call him Jesus. He will be great and will be called the Son of the Most High. The Lord God will give him the throne of his father David, and he will reign over Jacob's descendants forever; his kingdom will never end."



"How will this be," Mary asked the Angel, "since I am a virgin?"

The angel answered, "The Holy Spirit will come on you, and the power of the Most High will overshadow you. So, the holy one to be born will be called the Son of God. Even Elizabeth your relative is going to have a child in her old age, and she who was said to be unable to conceive is in her sixth month. For no word from God will ever fail."

"I am the Lord's servant," Mary answered. "May your word to me be fulfilled." Then the angel left her.

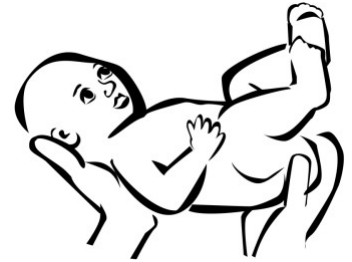


The Annunciation



God is Always with Us

Draw a time when you felt happy.



Remember God always loves you.


Draw a time when you felt sad.



Remember God always loves you.



I am Unique and I Am Special to God




God's Wonderful World



God loves me and He created



God's Wonderful World



God loves me and He created

How to Make a Windmill (sheet 1)



You will need:

- Windmill Template
- Colouring pens
- Scissors
- A paper fastener
- Thin garden cane
- Strong glue or sticky tape

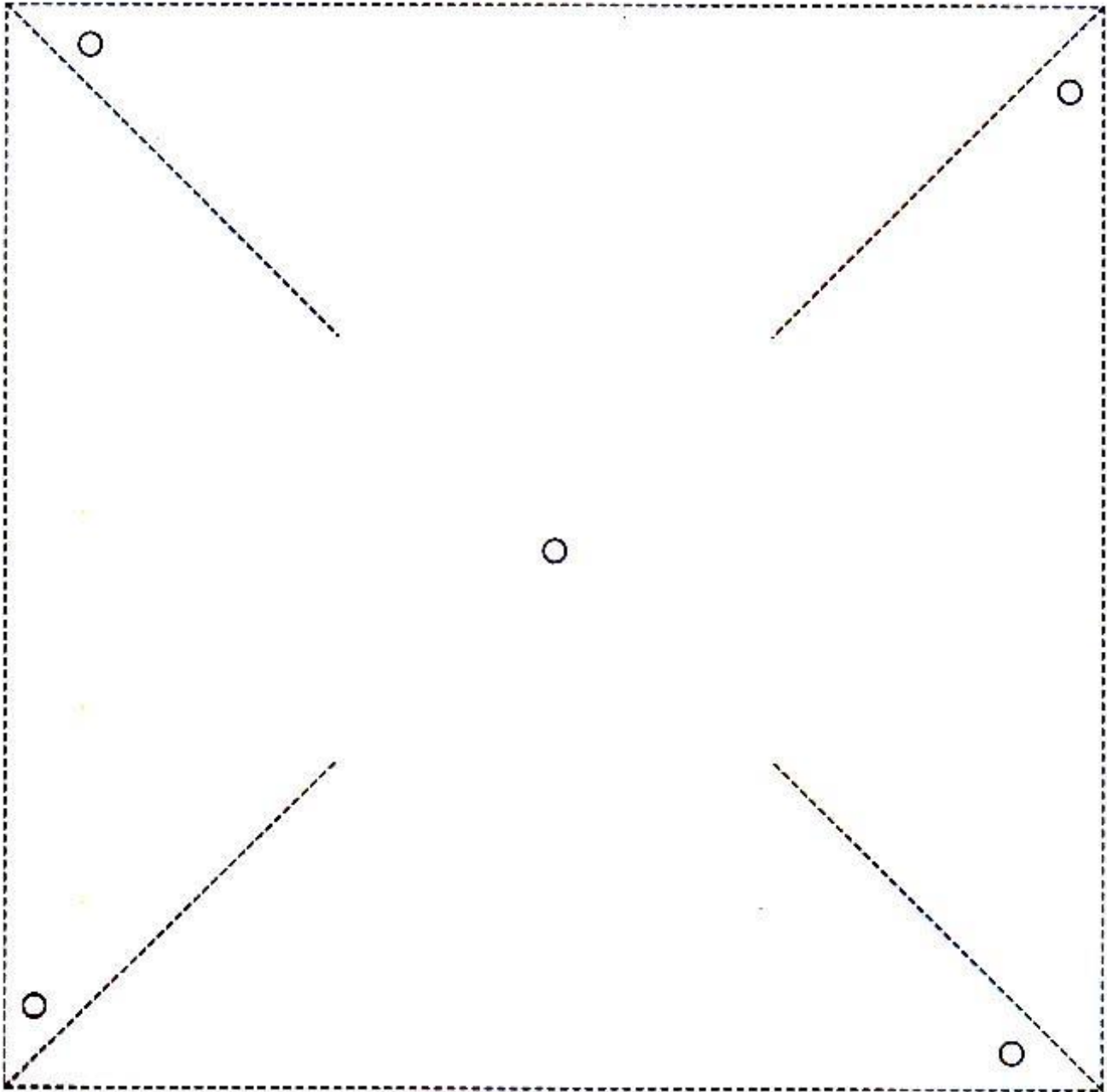
Instructions: (assistance from an adult will be needed)

1. Print the windmill template on coloured paper
2. Cut it out along the dotted lines.
3. Decorate it with colourful patterns.
4. Make five holes, as shown on the template.
5. Fold towards the centre and push a paper fastener through all five holes.
6. Attach to a garden cane.



7. Place each windmill in the school garden to catch the wind.

Windmill Template (sheet 2)



Statements for Good choices/Poor Choices Game

1. Pick up litter.
2. Tell your mum or dad that you love them.
3. Take your friend's pencil without telling them.
4. Work hard in class.
5. Be friendly to a new boy or girl who has joined your class.
6. Have a tantrum when your mum won't buy you a new toy.
7. Take a bar of chocolate that does not belong to you.
8. Say thank you when someone gives you a present.
9. Don't go to bed when you are asked.
10. Play nicely with your younger brothers or sisters.
11. Help to tidy up after your dinner
12. Hold a door open for someone.
13. Shout at your brother or sister for making a mistake in a game.
14. Watch television instead of doing your homework.
15. Tell someone they have dropped something.
16. Hide your sister's favourite toy.



Choices game



Choices game



Walk in the Light

The Spirit lives to set us free,
Walk, walk in the light.
He binds us all in unity,
Walk, walk in the light.



*Walk in the light,
Walk in the light,
Walk in the light,
Walk in the light of the Lord.*

Jesus promised life to all,
Walk, walk in the light.
The dead were wakened by his call,
Walk, walk in the light.

He died in pain on Calvary,
Walk, walk in the light.
To save the lost like you and me,
Walk, walk in the light.

We know his death was not the end,
Walk, walk in the light.
He gave his Spirit to be our friend,
Walk, walk in the light.

The Spirit lives in you and me,
Walk, walk in the light;
His light will shine for all to see,
Walk, walk in the light.



Jesus and the Disciples



The disciples wanted to know which one of them was the

_____.

Jesus told the disciples that to understand God you have

to be like _____.

greatest

children



Play Script of Jesus and the Little Children

Child 1: I want to see Jesus .

Child 2: Yes, I do too. Let's go together.

All children: Yes, let's.

They walk over to the disciples.

Disciple 1: You can't talk to Jesus. You are too little to understand.

Child 1: Please let us see Jesus.

Disciple 2: You can't talk to Jesus. You aren't important.

Child 2: Please let us see Jesus.

Disciple 1: You can't talk to Jesus. He only talks to adults.

All children: Please let us see Jesus.

Jesus (talking to the disciples): What is the problem?

Disciple 1: These children want to talk to you, but they are too little to understand.

Disciple 2: They aren't important people.

Disciple 1: They aren't adults.

Jesus: Let all the children come to me, and don't stop them. The Kingdom of God belongs to them. To really understand God, you have to be like these children.



Jesus and the Little Children




Let the children come to me because _____




Our Parish

In school, the children have been talking about their parish and parish priest. Please help them to complete this worksheet with the relevant information and draw a picture of their parish church and parish priest.



My parish is called _____.



My parish priest is called

_____.




God's Family is My Family



I belong to God's family.



Thanks be to God.



Praise to you Lord Jesus Christ

