



The Sacrament of Reconciliation
Preparation Booklet 1

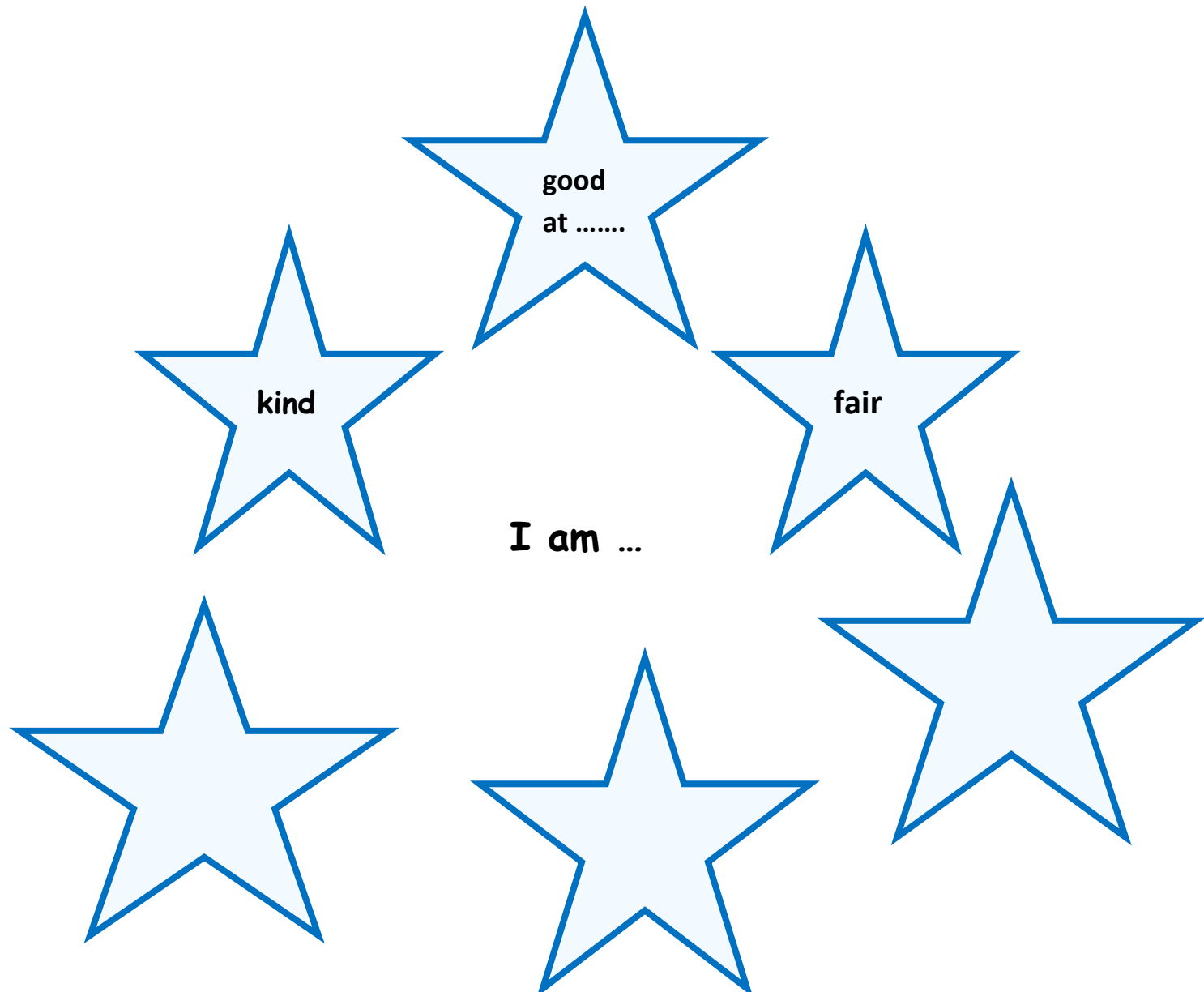


Called by Name

When we are baptised we become part of the Christian family of God, the Church. Our parents choose a name for us. We are each special. Each person is different and no two people are exactly the same. We are all **unique**. God loves each one of us. He gives us gifts...

- Some people are good at drawing.
- Some people are good at sport.
- Some people are good at music or other things.

God also gives us special gifts which make us good people. Read all the good things about yourself written in the stars below. **Can you think of some more?**



My Baptism

When I was baptised I became part of God's Christian family, the Church.

The Church is a big family of Christians all over the world. Christians are all connected through their loving relationship with Jesus and each other.

Baptism was my first sacrament.

I remember my Baptism whenever I make the sign of the cross.



I was
baptised
into
God's
Christian
family, the
Church.

The church where I was I was baptised is called

.....

My godparents are

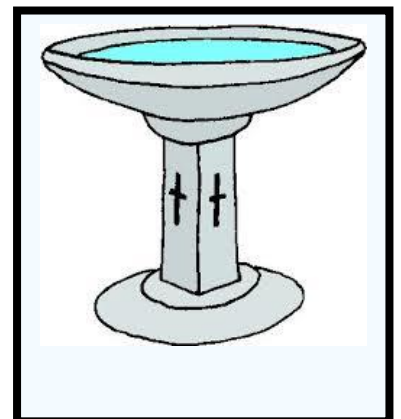

.....

Ask your family about your baptism.

- What did you wear?
- Who was there?
- Where were you baptised?
- Who are your godparents?
- Do you have photos of your baptism?
- How did you celebrate it?

Remembering My Baptism

Label the symbols of your baptism using the help words.



Oil

Water

Candle

Shawl

Font

My Second Sacrament

My next sacrament will be the Sacrament of Reconciliation.

This is very special because it is the next part of my faith journey and it will help my friendship with Jesus to grow.

- The Sacrament of Reconciliation helps me to know right from wrong.
- The Sacrament of Reconciliation is about being sorry for my sins and being forgiven by Jesus who loves me **unconditionally**.

The Sacrament of Reconciliation came from Jesus when he gave his apostles the power to forgive sins on his behalf. Our priests are given this power too.

Those whose sins you forgive, they are forgiven; those whose sins you retain, they are retained."

John 20:23



"Be kind to one another, tender-hearted, forgiving each other, just as God in Christ also has forgiven you."

Ephesians 4:32

"Forgive us our trespasses ..."

Matthew 6 12-14

I belong ...



When I was baptised, I became part of God's Christian

_____ .

God's family is called the

_____ .

God wants his family to

_____ one

another.

The Sacrament of Reconciliation will help my friendship with Jesus to

_____ .



Prayers to Learn and Say Every Day

Hail Mary

Hail Mary, full grace,
the Lord is with thee.
Blessed are thou among women,
and blessed is the Fruit
of thy womb, Jesus.
Holy Mary, Mother of God,
pray for us sinners,
now and at the hour
of our death.

Amen.

Our Father

Our Father
Who art in heaven
hallowed be Thy name,
Thy kingdom come,
Thy will be done on earth
as it is in heaven.
Give us this day our daily bread
and forgive us our trespasses
as we forgive those
who trespass against us;
and lead us not into temptation,
but deliver us from evil.

Amen.

Act of Sorrow

O my God, I thank you for loving me.
I am sorry for all my sins, for not
loving others and not loving you.
Help me to live like Jesus and not sin
again.

Amen.

The Sacrament of Reconciliation Booklet 1

Lesson Aims

- To reinforce to the children that God loves them, he is our Father and he wants his children to love him.
- To encourage the children to reflect on the goodness within themselves.
- To highlight the positive qualities each child has.
- To help the children to reflect on their baptism and see that they are now preparing to make their second sacrament.
- To help the children to understand what First Reconciliation means and get them thinking about right and wrong and sin.

1 **"Called by Name" worksheet. 20 minutes approx.**

Remind the children of the Sacrament of Baptism, that when they were babies their parents wanted them to be part of God's Christian family. God calls us all to be good - saints in fact!! He wants us to shine like the stars. Emphasise their uniqueness.

- Encourage the children to put up their hands to say what they are good at, i.e. their talents/strengths
- Then lead onto discussing *qualities*. Try to make them think about being kind, loving, caring, honest, unselfish, fair, forgiving, friendly, etc.
- Ask them to give examples ... Ask open questions like "Can you think of how we can be honest? Can you think of a time when you were kind to someone?"
- Encourage them to fill in the empty stars and colour them in.

2 **"My Baptism" worksheet 15 minutes approx.**

Talk to the children about baptism being the start of their faith journey when they became part of God's Christian family, the Church.

Tell them that we dip our hand into water (in a stoup) and make the sign of the cross when we enter a church - to remember our baptism as we were baptised in the name of the Father, Son and Holy Spirit. Take this opportunity to practise making the sign of the cross.

Do it together and then ask for volunteers to do it individually.

Ask if anyone has been to a baptism and talk about it.

Tell them what happened at their own baptism (if they were babies they will not remember). Ask them to fill in their own baptism details on the page. You should ask them to take the booklet home and discuss the questions with their parents.

3 "Remembering My Baptism " worksheet 20 minutes approx.

Go through each symbol and explain what it is and what it means:

Water: symbol of life and cleansing - in baptism we are completely cleansed and begin a new life with Christ in God's family.

Oil: in baptism we are anointed with the oil of chrism and the oil of catechumens (to help us turn away from sin towards good).

Candle: at baptism the godparent is given your baptism candle which is lit from the large paschal candle on the altar, a symbol of passing on the light of Christ (Jesus is the Light of the World - shows us the right way) to the child.

Shawl: at baptism the child "puts on Christ" - the shawl is a symbol of the child being completely enveloped/wrapped in the love of Christ. The shawl is white as a sign of purity.

Font: In Jesus' time, people were baptised in a river. The font is a smaller and more practical version! (There is more symbolism re. the font and entering/emerging from the tomb).

4 "My Second Sacrament" 15 minutes approx.

An information worksheet explaining what the Sacrament of Reconciliation is about. Highlight the fact that this is their second sacrament and that they are moving on to the next stage of their faith journey; compare it to moving on from one primary school class/stage to another.

Tell them that they are getting bigger and are now able to know right from wrong, and that this sacrament will help them to get even better at recognising right from wrong. Take care to highlight the goodness in the children and the fact that we all make mistakes - everyone sins - even grown-ups, teachers, parents, priests, the Pope - but we are loved unconditionally (explain this word) and forgiven by Christ.

.

The quotations (Ephesians 4:32, Matthew 6, 9-13, John 20:23) can help to let the children know that the bible shows many examples of forgiveness and that Sacrament of Reconciliation came from Christ himself when he commissioned his disciples to forgive sins on his behalf (after the resurrection). This same power is given to priests to act in persona Christi - in the person of Christ (this comes up in a later booklet but you could mention it here too). Tell them that it is still God who forgives sins. You could mention the other names used for the sacrament here - Penance, Confession.

5 "I Belong"

15 mins approx.

This worksheet summarises previous ones and reinforces the idea of belonging to the Christian family of God and a parish. You should underline the importance of going to Mass to worship together as one big Christian family community. You could discuss other aspects of the Church which make people feel that they belong: parish events, parish and school community events, becoming altar servers, etc. Ask them to fill in the blanks on the sheet.

6 "Prayers to Learn and Say Every Day"

10 minutes approx.

Take time to read through the three prayers with the children. Some might already know them but some will need help to practise. Giving these out in the first session gives them more time to practise them at home. Ask the children to say the three prayers at home every day with an adult if they can. You could also give out a copy of whichever Act of Sorrow/ Contrition you intend the children to learn. Taking it home at this early stage allows them to practise it at home.